



# USER GUIDE

## LENTEX® HYGIENE MATTRESS SERIES

- Comfort
- Soft Comfort
- Exclusive
- Waterlily
- Soft Euroflex
- airO
- Magma
- Flex



*Järven Health Care*

## **Thank you for choosing a Lentex hygiene mattress from Järven Health Care.**

*Our goal is for you to be satisfied with the mattress in terms of both function and service life. Therefore, please take a few minutes to read through this guide to understand the best way to manage and care for your mattress.*

*If you have any questions that are not answered here, please contact us at Järven Health Care. You can find our contact information at the back of this guide.*

## **SYMBOLS USED THROUGHOUT THIS GUIDE**



### **Important note:**

All instructions denoted by this symbol must be observed. It highlights information and guidelines and that are important to the user.



### **Risk of damage to mattress:**

Important information denoted by this symbol must be observed in order not to damage the mattress or other material.

## **CE MARKING**

**Järven Health Care's mattresses and covers are CE marked** according to Medical Device Regulation MDR (EU) 2017/745 class 1. The CE marking means that Järven Health Care has the manufacturer's responsibility to ensure that this product meets the essential requirements of relevant European legislation. This includes the provision of technical documentation and assurance which is maintained for at least ten years after the product is placed on the market.



## **QUALITY**

**Our quality standards and customer focus goals** are realised by responding to the needs and expectations of our customers. We believe in building long-term relationships through collaboration and trust.

Continuous improvement in our products and services are the basis of our ability to satisfy both current and future customers. Our approach includes the development of evaluation methods and standards that offer the customer a guaranteed quality in terms of comfort, function, durability and price.

Through our team of skilled and dedicated employees, we are focused on supporting education, development and innovation within the healthcare profession. Our goals are to facilitate high quality care aimed at preventing pressure ulcers, to reduce healthcare related infections and to improve fire safety within healthcare environments.

## TABLE OF CONTENTS

<b>Introduction</b> .....	2
<b>Contents</b> .....	3
<b>Safety instructions</b> .....	4
<b>Product information</b> .....	5
Lentex® surface layer.....	5
Applications.....	5
Fire protection.....	5
<b>Use of product</b> .....	6
Receiving and unpacking.....	6
Inspection of your hygiene mattress.....	6
Care and maintenance.....	6
SonoSteam mattress cleaning.....	7
Storage.....	7
Lifespan.....	7
Repairing damage to the surface layer.....	8
Recycling.....	8
<b>Pressure ulcer prevention work</b> .....	9
<b>Other information</b> .....	10
Product liability.....	10
Returns and complaints.....	10
Damage upon delivery.....	10
<b>Your notes</b> .....	11

**If you require any further information or assistance,  
please get in touch with us.  
We will be happy to help you!**

Tel: +46 660-22 28 50  
Email: [healthcare@jarven.se](mailto:healthcare@jarven.se)  
Web: [www.jarven.se](http://www.jarven.se)

Järven Health Care  
Bromsvägen 3  
SE-891 60 Örnsköldsvik  
SWEDEN

# SAFETY INSTRUCTIONS

Read the following information before using your hygiene mattress!



- **The product should only be used in accordance with this user guide.**
- - The product should be visually inspected before and after each use.
- The product should not be assembled, combined or repaired with any parts or accessories other than those described in this guide or in other documentation from Järven Health Care.
- Ensure that the mattress does not become misshapen or damaged during storage.
- Avoid sharp objects near the hygiene mattress so that the surface does not get damaged.
- All of our Lentex mattresses are fire safety tested. It is the customer's responsibility to make a fire risk assessment of the intended usage environment and then use the right product. Please contact us with any questions.
- In order to avoid damage, the mattress should not come into contact with heat sources or fire, such as burning cigarettes, heat lamps or the like.
- The mattress core is sealed within a polyurethane outer layer. Avoid using other comprehensive protection in combination with the mattress.
- Make sure that you use the correct mattress size for the bed and the appropriate model for the patient.
- - In the event of any accidents or incidents occurring in connection with our products, please contact us as soon as possible.

# PRODUCT INFORMATION

## LENTEX<sup>®</sup> SURFACE LAYER

**Lentex is a flexible hygiene layer** which contributes, by means of its structure, to the pressure relief properties of the mattress. The hygiene layer encloses the entire mattress and has no perforating seams or zippers. Our Active Membrane technology allows the mattress to breathe without impairing its hygiene. Hygiene mattresses with Lentex may be combined with Järven Rescue Sheets for rapid evacuation in the event of fire on the premises.

The light colour of Lentex facilitates detection of contaminants on the mattress surface. If contaminated, the mattress should be cleaned and disinfected with detergent intended for the purpose (see page 6).

Lentex mattresses are suitable for pressure sore prevention and for use in environments where there is an increased risk of fire.



## INTENDED USE

Lentex hygiene mattresses are replacement mattresses that are placed directly on the bedbase (with the exception of the Flex model which is placed on top of an existing mattress).

This series of mattresses is suitable for all healthcare environments and offers varying levels of pressure relief and flame/fire protection. The Magma hygiene mattress is particularly suitable for health care facilities where there is an increased risk of fire. Read more under the heading Fire Protection below.

**All hygiene mattresses with Lentex have pressure relief capabilities. To ensure the correct mattress selection for the relevant application, the pressure relief capacities can be compared on our website or on the respective product sheets. The capacities have been tested according to SS 876 00 13: 2017.**

*For more information about the test method, please read our information sheet: **Pressure Management**, which can be ordered from Järven Health Care or downloaded from our website [www.jarven.se](http://www.jarven.se). Contact us for help with finding the right mattress for your needs.*

## FIRE PROTECTION

**All Lentex hygiene mattresses are tested and approved according to SS 876 00 01, EN 597-1 and EN 597-2.**

**Our Magma hygiene mattress model** also meets the requirements for higher ignition resistance according to standards SS 876 00 10:2016 and BS 7177 Medium Hazard. This makes the Magma hygiene mattress particularly suitable for health care facilities where there is an increased risk of fire, for example psychiatric departments and closed care facilities.

# USE OF PRODUCT

## RECEIVING AND UNPACKING

Our Lentex hygiene mattresses are delivered flat-packed or folded in recyclable plastic. Start by checking that the product is not damaged. In the event of transport damage, see page 10.

Remove the plastic packaging and any protective material. Use of knives should be avoided when unpacking and handling due to risk of damage to the hygiene mattress. The hygiene mattress is ready to be set in place and used immediately.

## INSPECTION OF YOUR HYGIENE MATTRESS

**An inspection plan should be made** in order for your hygiene mattress to function and last for as long as possible. Please contact us if you would like assistance with this. Järven Health Care's contact details can be found on the last page of this guide.

**Regularly check the surface layer for visible signs of damage or wear**, such as tears, cracks, holes, stains or discolouration. Check all sides of the mattress including the underside.

**Check that the mattress core has not been contaminated.** In case of contamination the mattress should be immediately removed and discarded in order to reduce the risk of infection.

**In the case of damage without contamination of the mattress core**, repair the surface as instructed (see page 8).

## CARE AND MAINTENANCE

**A transparent surface layer** on the Lentex mattress makes dirt and contaminants clearly visible, even if they have penetrated the mattress underneath. The surface layer itself is easy to clean.

**For general cleaning of the Lentex mattress**, soap-based cleaning agents should be used. Disinfecting is done with alcohol-based surfactant cleaners. Should an odour remain after the mattress has been cleaned, use a little lemon juice on a damp cloth and wipe the mattress.



**NOTE! Alcohols have a dehydrating effect on the surface layer and should be used sparingly. Recommended cleaning agents:**

- *Dax Ytdesinfektion Plus*
- *Virkon, Perform*
- *Dismozon Pur*

**Detergents containing chlorine and phenols may adversely affect the surface layer and should therefore be avoided.**

## SONOSTEAM MATTRESS CLEANING

All of our Lentex mattresses are tested and approved for SonoSteam mattress cleaning.

## STORAGE

**The Lentex hygiene mattress should be stored in the dry and at room temperature.**

We recommend that the mattress be stored flat, on end or on its side. The mattress should not be folded or rolled during storage because it may then deform.

**Avoid exposing the mattress to direct sunlight for prolonged periods.**

## LIFESPAN

Under normal conditions and maintenance, the expected service life of our Lentex mattresses is 5 years.

Lentex hygiene mattresses are both reversible and rotatable. To maximise the life of your mattress it should be turned and rotated regularly.

**Being reversible** means that both the top and the bottom of the mattress provide the same relief and comfort.

**Being rotatable** means that both the head and the foot end of the mattress provide the same relief and comfort.

**The exception is the Soft Euroflex model which, due to the mattress core structure, is rotatable only. The Soft Euroflex is marked with "DENNA SIDA UPP" (THIS SIDE UP) to show how the mattress is to be placed.**

**Always follow our recommended turning schedule and mattress care instructions** for maintaining pressure relief effectiveness and maximising service life.



**It is important that no sharp objects come in contact with the surface layer.**

To prevent damage to the surface layer avoid knives, keys and other objects with a cutting or puncturing ability from coming into contact with the mattress.

## REPAIRING DAMAGE TO THE SURFACE LAYER

**Any damage to the surface layer should be repaired immediately with Järven's Lentex Hygiene Tape.** Failure to do so may affect the product guarantee. Follow the instructions below:

- 1. Make sure no contamination has penetrated the foam core.**  
If this has happened, the mattress should be discarded. Follow local guidance for handling infected products.
- 2. Clean the area around the damage with an appropriate disinfectant** (see page 6).  
**Allow to dry.**
- 3. Cut a suitable length of the Järven Lentex Hygiene Tape to cover the damage with a sufficient margin.**
- 4. Remove a small piece (e.g. a corner) of the tape's green protective layer and pull away the rest as the material sticks.** The tape should not be stretched when it is mounted.
- 5. When the tape covers the entire area of damage, use your hands to smooth it down and firmly attach.** Make sure that the tape is attached to the entire surface and that no sticky edges remain.

## RECYCLING



**The mattress is completely energy-recoverable and can be sorted as combustible waste.** No disassembly is necessary when disposing of the mattress.

### **Järven Health Care takes environmental responsibility seriously.**

We strive to always use materials and products with the least possible impact on the environment. We are constantly working to develop and improve production techniques. Järven Health Care is affiliated with the Swedish FTI and El-Kretsen recycling agencies to maintain its responsibilities as a producer.

A full life-cycle analysis of our Lentex mattresses is available.

**For more information on our environmental work contact Järven Health Care.**



# PRESSURE ULCER PREVENTION WORK

**A clinical assessment of the patient's risk of developing pressure ulcers should be carried out.** Aids to the assessment include the Norton scale, Braden scale and Risk Assessment Pressure Sore (RAPS) scale.

The assessment must be done on arrival or at the beginning of a care period, regardless of whether the patient is in a care facility or cared for in his or her own home. According to the European Pressure Ulcer Advisory Panel's (EPUAP) international guidelines, the recommendation is within 8 hours. The assessment is made to identify the specific needs of the patient regarding pressure relief and must be conducted by staff with adequate knowledge and education.

Based on the patient's assessed status, the appropriate mattress is chosen for the correct purpose and pressure relief needs.

**Routinely change the patient's location and position on the mattress throughout the care period. In addition, regularly examine the patient and check their skin condition and nutritional status.**

**All of Järven Health Care's Lentex hygiene mattresses have undergone pressure measurement testing according to SS 8760013 at Swerea IVF.**

The results of the pressure measurement test form the basis for the classification of the pressure relief properties of the mattresses.



# OTHER INFORMATION

## PRODUCT LIABILITY

Product liability legislation (EU Directive 85/374/EEC, Swedish Law SFS 1992: 18) establishes the manufacturer's, importer's or seller's statutory liability for any damage caused by the product. The regulations apply to physical products in the form of movables, even if incorporated into another movable or into an immovable. If there is no product which has been the cause of some form of property or personal injury, then product liability legislation is not relevant.

## RETURNS AND COMPLAINTS

Any complaints regarding the product must be notified in writing to Järven Health Care. The return of products must be done in accordance with our instructions.

Returning a product before a complaint case is processed will result in the case being considered closed and customer compensation will not be paid.

## DAMAGE UPON DELIVERY

**Any damage of the product must be noted on the accompanying delivery document before accepting possession.** Then contact Customer Service at Järven Health Care (+46 660-22 28 50, [healthcare@jarven.se](mailto:healthcare@jarven.se)) and provide relevant information.

**NOTE! For faster processing of your case, we ask you to photograph the transport damage as thoroughly as possible before contacting Customer Service.**

Lentex hygiene mattress series user guide.

All trademarks are the property of their respective owners.

Järven AB reserves the right to update this guide if necessary and/or on finding any spelling or factual errors.

**Additional copies can be ordered from Järven Healthcare.  
Copying for internal use is allowed.**

# SYMBOLS



Indicates the product's article number



Indicates serial number



Indicates the product's batch number



The product is a medical device



Date of manufacture



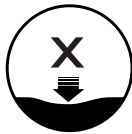
Manufacturer



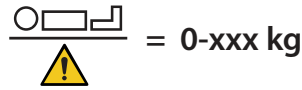
This product is CE marked according to Medical Device MDR 2017/745



Consult user guide



Indicates which pressure ulcer category the mattress is suitable for



Indicates maximum user weight



Disinfection should be undertaken with alcoholbased or similar surfactantbased detergents



Can be wiped clean



If odor use lemon essence on a damp cloth.



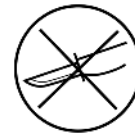
No chlorine-containing preparations may be used!



Do not tumble dry



This product is water repellent



Avoid sharp objects



Any damage to the surface layer should be repaired with Lentext hygiene tape



Plastic must not be placed in contact with the mattress




This mattress is pressure tested according to the objective test method SS8760013



This product has been tested and approved according to SS8760001. Test method EN597-1 & 2



This product has been tested and approved according to SS8760010, test method NT-Fire 055.



The mattress is rotatable. The head end and foot end change places



The mattress is reversible. The mattress is turned upside down



 **Järven Health Care**

Bromsvägen 3  
SE-891 60 Örnsköldsvik  
SWEDEN

Tel: +46 660-22 28 50  
Fax: +46 660-824 10  
Email: [healthcare@jarven.se](mailto:healthcare@jarven.se)

[www.jarven.se](http://www.jarven.se)