



USER GUIDE

# OMLÄGGNINGSKUDDEN

Support cushion for bandaging  
and other care procedures



*Järven Health Care*

# TABLE OF CONTENTS

<b>Introduction</b> .....	3
<b>Safety instructions</b> .....	4
<b>Product information</b> .....	5
Omlägningskudden.....	5
Applications.....	5
<b>Use of product</b> .....	6
Receiving and unpacking.....	6
Care and maintenance.....	6
Storage.....	7
Lifespan.....	7
<b>Markings</b> .....	8
Cushion label.....	8
Symbols.....	8
<b>Recycling</b> .....	9
<b>Other information</b> .....	10
Product liability.....	10
Returns and complaints.....	10
Damage upon delivery.....	10
<b>Your notes</b> .....	11

**If you require any further information or assistance,  
please get in touch with us.**

**We will be happy to help you!**

Tel: +46 660-22 28 50  
Email: [healthcare@jarven.se](mailto:healthcare@jarven.se)  
Web: [www.jarven.se](http://www.jarven.se)

Järven Health Care  
Bromsvägen 3  
SE-891 60 Örnsköldsvik  
SWEDEN

## **Thank you for choosing Omläggingskudden from Järven Health Care.**

*Our goal is for you to be satisfied with the product in terms of both function and service life. Therefore, please take a few minutes to read through this guide to understand the best way to manage and care for your product.*

*If you have any questions that are not answered here, please contact us at Järven Health Care. You can find our contact information on the previous page and also at the back of this guide.*

## **SYMBOLS USED THROUGHOUT THIS GUIDE**



### **Important note:**

All instructions denoted by this symbol must be observed. It highlights information and guidelines that are important to the user.



### **Risk of damage to product:**

Important information denoted by this symbol must be observed in order not to damage the product or other material.

## **CE MARKING**

**Järven Health Care's Omläggingskudden is CE marked** according to Medical Device Directive 93/42/EEC Class 1 (Medicintekniskt Direktiv 93/42/EEG). The CE marking signifies that Järven Health Care has the manufacturer's responsibility to ensure that this product meets the essential requirements of relevant European legislation. This includes the provision of technical documentation and assurance which is maintained for at least five years after the product is placed on the market.

Declaration of conformity to essential requirements has been filed with the Swedish Medical Products Agency (Läkemedelsverket).



## **QUALITY**

**Our quality standards and customer focus goals** are realised by responding to the needs and expectations of our customers. We believe in building long-term relationships through collaboration and trust.

Continuous improvement in our products and services is the basis of our ability to satisfy both current and future customers. Our approach includes the development of evaluation methods and standards that offer the customer a guaranteed quality in terms of comfort, function, durability and price.

Through our team of skilled and dedicated employees, we are focused on supporting education, development and innovation within the healthcare profession. Our goals are to facilitate high quality care aimed at preventing pressure ulcers, to reduce healthcare related infections and to improve fire safety within healthcare environments.

# SAFETY INSTRUCTIONS

Read the following information before using the product!



- **The product should only be used in accordance with this user guide.**
- The product should not be assembled, combined or repaired with any parts or accessories other than those described in this guide or in other documentation from Järven Health Care.
- Avoid sharp objects near the product so that the surface does not get damaged.
- In order to avoid damage, the product should not come into contact with heat sources or fire, such as burning cigarettes, heat lamps or the like.
- Make sure you use the correct product for the appropriate purpose.
- The product should be visually inspected before and after each use.
- In the event of damage to the surface layer, the product should be immediately removed and discarded in order to reduce the risk of infection.
- No other plastic should come into direct contact with the cushion's surface layer, as the risk of migration is high (migration = transfer of plasticisers, colours etc. between plastics). Migration can lead to dehydration of the cushion's plasticiser coating and thereby cause cracks.
- When handling or disposing of the product, the applicable guidelines for specific infections or situations should be considered.
- In the event of any accidents or incidents occurring in connection with our products, please contact us as soon as possible.

# PRODUCT INFORMATION

## OMLÄGGNINGSKUDDEN

The cushion has a protective surface layer of polyurethane (PU) sprayed plastic. The product design is protected (design protection number: DM/083438).

## APPLICATIONS

Omläggningsskudden is designed as an aid which simplifies the daily work of health and social care personnel within all types of care environments. For example, a person's leg can be placed on the cushion to provide an ergonomic work setting when bandaging, providing care, or taking off socks.

The cushion can be rolled easily, for example, to help when bandaging a foot and continuing along the leg.

### **Use Omläggningsskudden correctly so that no muscle overstretching or contracture occurs.**

- Can be used in combination with a wedge cushion to provide extra support under the thigh so that stretching of the knee does not occur when the person's foot is resting on the cushion. Support lightly under the knee if necessary.
- Should not be used to rest legs or feet on for prolonged periods. For that purpose, use Järven's Höglägeskudde (Elevation pillow) or Flexdyna (Flex pillow).



# USE OF PRODUCT

## RECEIVING AND UNPACKING

Start by checking that the product is not damaged. In the event of transport damage, see page 10.

Remove the packaging and any protective material.



**Use of knives should be avoided** when unpacking and handling due to risk of damage to the cushion.

The cushion can be used immediately.

## CARE AND MAINTENANCE

Regularly check the product for visible signs of damage or wear, such as tears, cracks, holes, stains or discolouration.

**For general cleaning of the cushion**, soap-based cleaning agents should be used.

Be sure to use the correct dilution conditions as recommended by the detergent instructions. Never use concentrate.

**Chlorine-containing products should not be used!**

Disinfecting should be undertaken with alcohol-based surfactant cleaners.

**No other plastic should come into direct contact** with the cushion's surface layer, as the risk of migration is high (migration = transfer of plasticisers, colours etc. between plastics). Migration can lead to dehydration of the cushion's plasticiser coating and thereby cause cracks.



**NOTE! Alcohols have a dehydrating effect on the cushion and should be used sparingly. Recommended cleaning agents:**

- *DAX Ytdesinfektion Plus*
- *Virkon, Perform*
- *Dismozon Pur*

**When using detergents or other chemicals**, it is important to take into account the instructions and safety precautions for the respective detergents, see recommended cleaning agents on page 6.



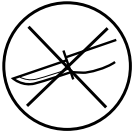
Cleaning should be undertaken with soap-based cleaning agents. Follow the product instructions and safety/personal protection recommendations. Make sure to use the correct dilution ratio. Never use concentrate.



Under no circumstances should products containing chlorine be used.



Disinfection should be undertaken with alcohol-based or similar detergents with surfactants. **NOTE!** Alcohols have a dehydrating effect and should therefore be used sparingly.



Avoid sharp objects near the cushion.

## STORAGE

**Omlägningskudden should be stored in the dry and at room temperature. Avoid exposing the cushion to direct sunlight for prolonged periods.**

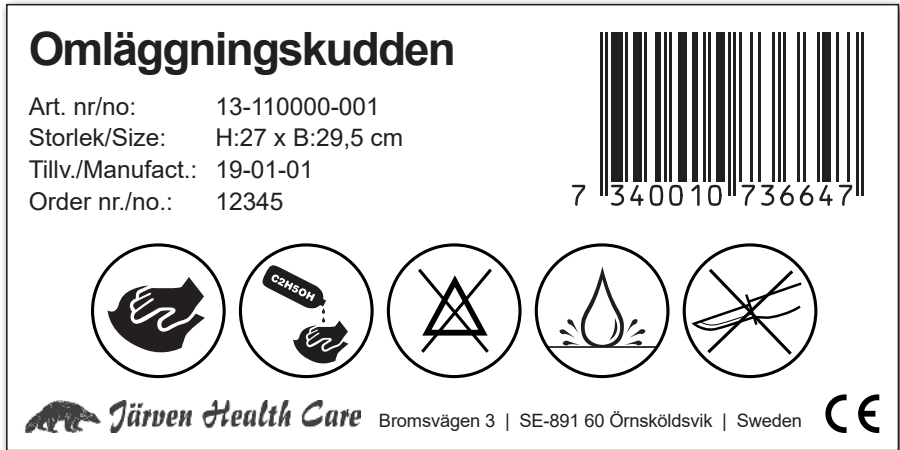
## LIFESPAN

Always follow our recommended care instructions for maintaining the product's effectiveness and maximising service life.


# MARKINGS

## CUSHION LABEL

Below is an example of how the product is labelled. The appearance of labels may vary.



## SYMBOLS



This product is CE marked according to Medical Device Directive 93/42/EEC Class 1



This product is water repellent



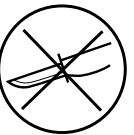
Disinfection of this product should be done with alcohol-based or similar surfactant-based detergents



Under no circumstances should products containing chlorine be used



Cleaning should be undertaken with soap-based cleaning agents



Avoid sharp objects



# RECYCLING



The cushion is completely energy-recoverable and can be sorted as combustible waste. No disassembly is necessary when disposing of the cushion.

## **Järven Health Care takes environmental responsibility seriously.**

We strive to always use materials and products with the least possible impact on the environment. We are constantly working to develop and improve production techniques. Järven Health Care is affiliated with the Swedish FTI and El-Kretsen recycling agencies to maintain its responsibilities as a producer.

**For more information on our environmental work contact Järven Health Care.**



# OTHER INFORMATION

## PRODUCT LIABILITY

Product liability legislation (EU Directive 85/374/EEC, Swedish Law SFS 1992: 18) establishes the manufacturer's, importer's or seller's statutory liability for any damage caused by the product. The regulations apply to physical products in the form of movables, even if incorporated into another movable or into an immovable. If there is no product which has been the cause of some form of property or personal injury, then product liability legislation is not relevant.

## RETURNS AND COMPLAINTS

Any complaints regarding the product must be notified in writing to Järven Health Care. The return of products must be done in accordance with our instructions.

Returning a product before a complaint case is processed will result in the case being considered closed and customer compensation will not be paid.

## DAMAGE UPON DELIVERY

**Any damage of the product must be noted on the accompanying delivery document before accepting possession.** Then contact Customer Service at Järven Health Care (+46 660-22 28 50, [healthcare@jarven.se](mailto:healthcare@jarven.se)) and provide relevant information.

**NOTE! For faster processing of your case, we ask you to photograph the transport damage as thoroughly as possible before contacting Customer Service.**

# YOUR NOTES

.....

.....

.....

.....

.....

.....

.....

.....

.....

.....

.....

.....

.....

.....

.....

.....

.....

.....

.....

.....

.....

.....

.....

**If you require any further information or assistance, please get in touch with us. We will be happy to help you!**



Omlägningskudden user guide.

All trademarks are the property of their respective owners.

Järven AB reserves the right to update this guide if necessary and/or on finding any spelling or factual errors.

**Additional copies can be ordered from Järven Healthcare.  
Copying for internal use is allowed.**



Bromsvägen 3  
SE-891 60 Örnsköldsvik  
SWEDEN

Tel: +46 660-22 28 50  
Fax: +46 660-824 10  
Email: [healthcare@jarven.se](mailto:healthcare@jarven.se)

[www.jarven.se](http://www.jarven.se)